


---

# JOPLYN LIVE SHOW


## STAGE PLAN AND TECH RIDER

### 2 DIFFERENT SITUATIONS:

**SITUATION A:** DJ BOOTH - TABLE



**SITUATION B:** FREESTANDING STAGE - OPEN



## SITUATION A : DJ BOOTH - TABLE

### **What We Need From You:**

---

1x Pioneer DJ DJM-A9 Mixer (if not available, then Pioneer DJM-900 NXS2 Mixer)

- Extra dedicated Pioneer MIXER please - NO EXCEPTIONS!!!



4x EU Power Plugs

1x (round foot) Boom Mic Stand + MIC CLIP, see <https://www.adorama.com/prxtmic06.html>



1x SHURE SM58 Microphone

1x platform stand/riser: 1,5m/5ft x 1m/3.3ft x 20cm/8in





### **Monitoring:**

2 x Small floor monitors

### **PA Connection:**

We will give you a fully mixed stereo signal (vocal + music) from the XLR outputs of the Pioneer DJM-A9 mixer.

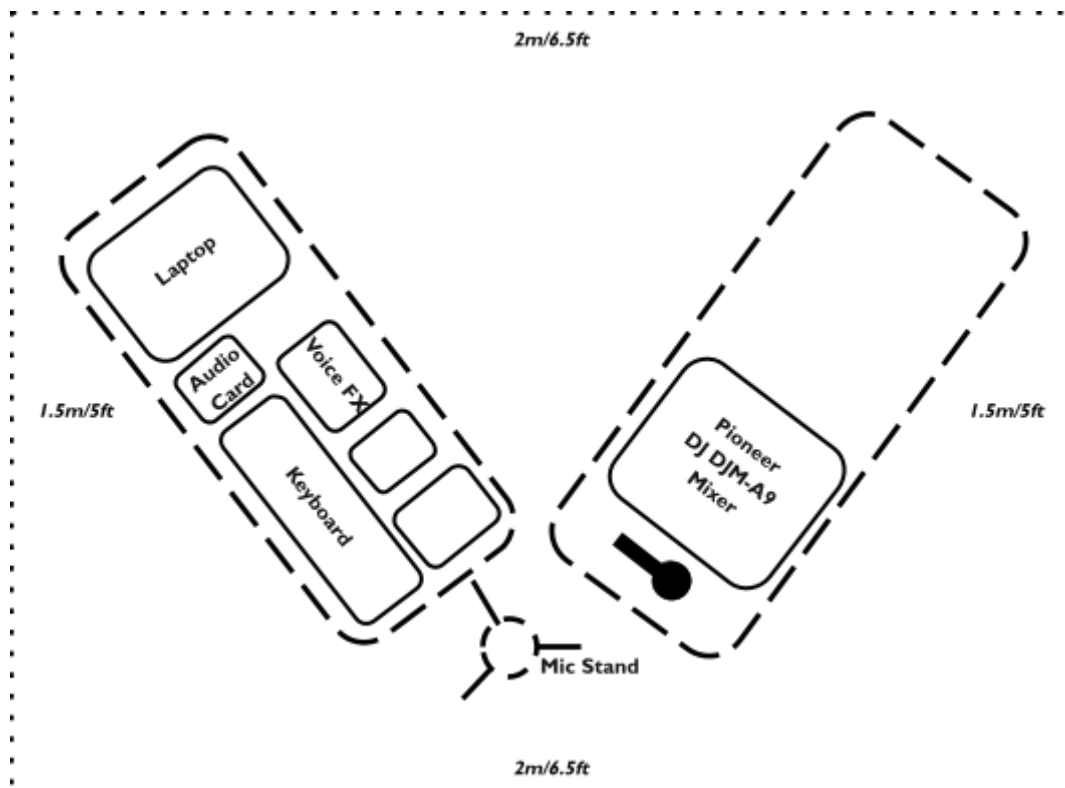




## JOPLYN LIVE SHOW

STAGE PLAN AND TECH RIDER

### SITUATION B : FREESTANDING STAGE - OPEN



## What We Need From You:

---

1x Pioneer DJ DJM-A9 Mixer (if not available, then Pioneer DJM-900 NXS2 Mixer)

- Extra dedicated PIONEER MIXER please - NO EXCEPTIONS!!!



4x EU Power Plugs

2x Keyboard stand **WITH TABLE** 1m/3.3ft x 50cm/1.6ft, see

[https://www.thomann.de/de/gravity\\_ksx\\_2\\_rd.htm](https://www.thomann.de/de/gravity_ksx_2_rd.htm)

1x (round foot) Boom Mic Stand + MIC CLIP, see <https://www.adorama.com/prxtmic06.html>

1x SHURE SM58 Microphone



### Monitoring:

2 x Small floor monitors

### PA Connection:

We will give you a fully mixed stereo signal (vocal + music) from the XLR outputs of the Pioneer DJ DJM-A9 mixer.



